



WATER SERIES

Brochure



WHITewater
SERIES

FRESHwater
SERIES

DEEPwater
SERIES

ABOUT UK HOT TUBS

PROVIDING SERVICE SUPPORT & BACK-UP SINCE 2009

Formed in 2009, UK Hot Tubs was created after the closure of what was Europe's largest commercial hot tub manufacturer. Each of our management team served for over ten years in key positions responsible for research and development, quality & service and design and development of hot tubs.

Our heritage is our experience and our experience and knowledge, were gained from our understanding of every aspect of hot tub design and production from the ground up.

When the UK based manufacturing plant producing the Spaform brand was acquired by an Italian company, our management team relocated to the Italian production plant to set up and instigate the manufacturing processes. It became clear that this left a hole within the UK market for service and support of the thousands of hot tubs that Spaform had produced since its formation in 1983.

UK Hot Tubs was formed to provide hot tub owners in the UK with service, support and back up. Many of our customers were looking to upgrade or renew their older models and we saw a growth in demand for the supply of new models to existing hot tub owners.

Over the last ten years, we have supplied various brands of the hot tub to our customers. Brands such as Sundance™ Spas, Nordic Hot Tubs, Wellis®, Platinum and Superior Spas, always ensuring to choose brands that met the exacting standards that we know are important from our long history and experience in hot tub manufacturing.

Our reputation and feedback is something that we are immensely proud of. Genuine feedback can be found on our Check-A-Trade page as well as our Google reviews.

Whilst we have always been careful to pick quality suppliers, our passion comes from the design and production of hot tubs. We are proud to be able to now offer our own range of hot tubs: The Water Series.

Working with one of the UK's largest hot tub distributors, we have secured production of the Whitewater, Freshwater and Deepwater Series in the world's largest hot tub manufacturing facility.

WHY BUY FROM US

QUALITY

We carefully select industry-leading suppliers with quality materials and components to work with.

ACCREDITATION

We are proud members of BISHTA and fully support their principles of promoting safe water and industry conduct. In addition, UK Hot Tubs is What Spa approved and are members of Check A Trade so you can rest assured that our feedback is vetted and genuine.

PASSION

We fully believe in the benefits of hot tub ownership; we are passionate hot tub professionals and users. Our goal is not to offer you the biggest, most expensive hot tub, it is to help and support you find the right hot tub for you and your family.

UNDERSTANDING

We appreciate that a hot tub is a considered purchase. Therefore, we have various purchase options to suit our clients. From outright purchase to our zero deposit 0% interest finance options we have worked hard to make hot tub ownership a reality for as many people as possible.

OUR USPS

The Water Series been developed and designed in conjunction with our suppliers and our manufacturer. Our goal is to bring you the best quality hot tubs on the market at an affordable price.

Our hot tubs are built by one of the world's largest hot tub manufacturers, in the world's largest hot tub factory. Our hot tubs undergo a thorough build checklist and they also are fully tested and inspected in the factory to ensure your hot tub is built to our highest standards.

Our American Aristech Acrylic means you're hot tub not only looks great but is one of the best available. It's hard wearing, long lasting and helps keep to running costs as low as possible, combined with our 360° insulation ensure that your hot tub is one of the most energy efficient hot tubs on the market today.

Our hot tub range also uses Gecko electronics, one of the best control panels and control boards available. Based in Canada, Gecko not only are experts at delivering state of the art electronic components, they rigorously test their products in the harsh Canadian climates of up to -40 degrees, to ensure easy operation of your hot tub. Our superior LX Hydrotherapy pumps deliver the ultimate massage experience, so whether you are looking for a stunning full body massage in our lounge seats or simply a soothing neck and shoulder massage to relieve tensions and stress, our hot tubs have it all.



BUILD QUALITY

Our range of hot tubs are manufactured to be long lasting. All of our hot tubs come complete with a stainless steel frame and ABS base.

We use American Aristech Acrylic, who are the world leader in hot tub acrylics. Internal pipework is glued and clipped to ensure your hot tub does not leak and withstands heavy usage.

You can have total confidence that your new hot tub comes complete with some of the best components available.

QUALITY ASSURANCE

We pride ourselves on using the best components available in the manufacturing of our hot tubs. From luxury American components to executive hydrotherapy massage pumps and jets.

Unwind in our affordable hot tub range and begin your journey to ultimate relaxation today.




ENERGY SAVING 360° TRIPLE LAYER INSULATION

Built with 360° insulation, The Water Series offers our customers a range of energy efficient hot tubs with optimum heat retention.

Our hot tub shells are insulated with Polyurethane, an insulating property that lies in the micro-structure of the material. Throughout the application process, it produces a chemical reaction between Polyol Resin and Isocyanate creating a unique structure of gas bubbles within the material. Once solid, the structure is set into place. This style of insulating has an effective protection against heat loss.

The base of our hot tubs and cabinets are fitted with thermal quilt insulation. This is a multi-layered air bubble film insulation bonded with aluminium to give durability and corrosion resistance to create a fully waterproof insulation system. The aluminium coating also adds a reflective layer, reflecting heat back into the hot tub. This high performing material traps air within its structure generating low emissivity air spaces enhancing its total thermal capabilities

Our durable vinyl covers are tapered at 9-7cm to provide a run off for rain water. A continuous heat seal insulates the entire length of the cover hinge providing further heat retention. All Water Series covers include locking straps for added safety and security.



HISTORY OF HYDROTHERAPY

Hydrotherapy is derived from the Greek words **‘HYDRO’ meaning water and ‘THERAPEIA’ meaning healing**. It is the use of water (hot, cold, steam or ice) to relieve discomfort, treat illness, rehabilitate after injury and promote physical well-being.

The therapeutic use of water is not a new concept and goes back hundreds of years recorded in Egyptian, Greek and Roman civilisations. Bathhouses were an essential part of ancient Roman culture.

The use of steam, baths, and aromatic massage to promote well-being, has been documented since the first century. It was written by Roman physicians Galen and Celsus that treating patients with warm and cold baths could prevent diseases.

Bathhouses were extremely popular with the public throughout Europe during the 17th and 18th centuries. Public bathhouses made their first American appearance in the mid 1700s.

Modern hot tubs may be relatively recent however, the health benefits they provide match the principle, beliefs and understanding of something that is part of a mainstream medical science. It means that everyone can enjoy the benefits of hydrotherapy from their own home.

Whether you are juggling work and family, recovering from an injury or simply needing to unwind, hot tub hydrotherapy provides both relaxation and healing.

BENEFITS OF HYDROTHERAPY

- Reduces muscle tension and relieves pain
- Encourages detoxification
- Rehabilitates injured muscles
- Relieves stress
- Boosts the immune system



7”
Power Jet



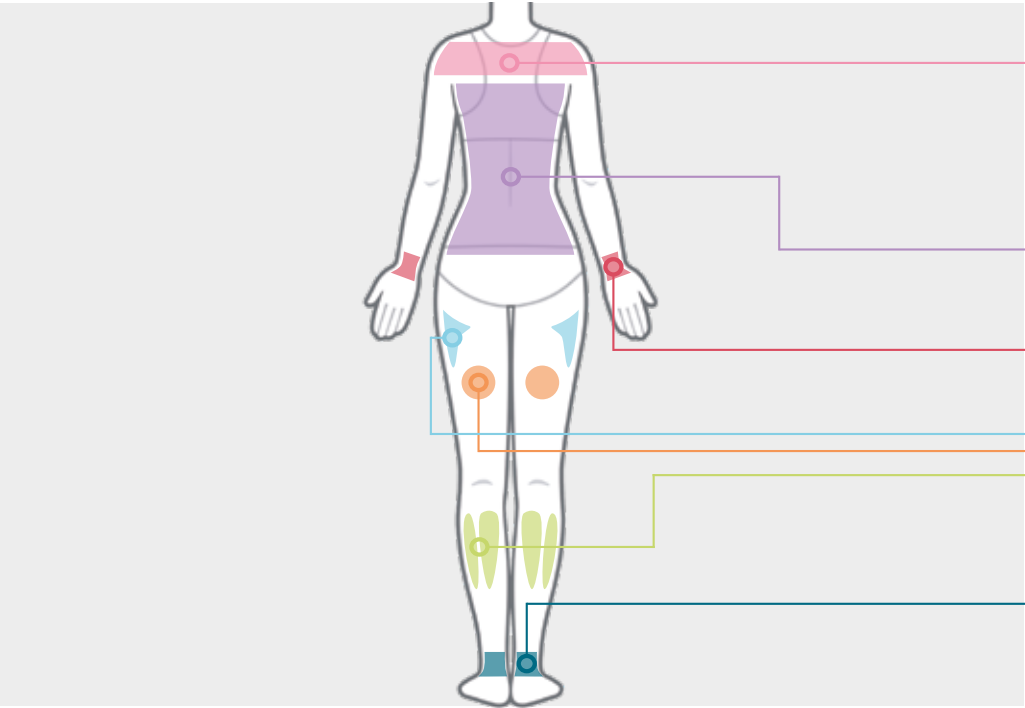
5” & 3.5”
Pure Inner Jet



5”, 3.5” & 2”
Direct Jet



5” Twin
Rotational Jet



THE BENEFITS OF JETS:

- **SHOULDERS**
Our 3.5” Direct & Pure Inner jets are shown to improve blood circulation and help with tension, headaches and pain across the shoulders
- **HIGH, MIDDLE & LOWER BACK**
Our 3.5” & 5” Direct, Pure Inner & Twin Rotational jets provide relief for back ache and help with body relaxation
- **HANDS**
Our 2” Direct jets massage tight muscles helping to relax palms and fingers
- **HIPS, THIGHS, CALVES & LOWER LEG**
Our 2” Direct jets stimulate tight, tired muscles and help reduce pain and tension within these areas
- **FEET**
Our 7” Power jet stimulates nerve endings within the foot and helps to soothe sore tired feet leaving the body to feel fully relaxed and rejuvenated



HALO L.E.D MOOD LIGHTING SYSTEM

Our L.E.D lighting system not only illuminates our water features, they are also built into our jets to brighten up the whole hot tub. Set to the desired colour for the perfect mood lighting.

- Exterior Cabinet Corners
- Cup Holders
- 5" Footwell Light
- Water and Air Controls
- Internal Shell Perimeter Lighting
- 3" – 5" and 5.5" Jet Internals
- Hydro Shear Waterfall
- Hydro Flow Fountain
- Hydro River Fountain



SPEAKERS & BLUETOOTH SOUND SYSTEM

Whitewater Series & Freshwater Series

2.0 Audio System
2 Corner Mounted Pop Up Speakers



Deepwater Series

2.1 Bluetooth Audio System
2 Surface Mounted Speakers + Subwoofer

All hot tubs are controlled with internal bluetooth amplifier. Our speakers are designed to allow music to be heard from anywhere around the hot tub. Easily connect to one of your Bluetooth enabled devices (for example, smartphone or tablet) and play your favourite music.

ENTERTAINMENT & COMFORT

- Bluetooth Audio Receiver
- Corner Mounted Pop-up Speakers (*Whitewater & Freshwater Series*)
- Surface Mounted Speakers + Subwoofer (*Deepwater Series*)
- Integrated Ice Bucket (*Excluding FWS River*)
- E.V.A (Ethylene Vinyl Acetate) Cushioned Headrests



Water Features

HYDRO RIVER FOUNTAIN



Water Features

HYDRO FLOW FOUNTAIN



Water Features

HYDRO SHEAR WATERFALL

CIRCULATION SYSTEM

Our hot tubs within the Freshwater and Deepwater series (excluding River and Spring) run on a dedicated, energy efficient circulation pump that keeps the water moving through the circulation system. Whilst the hot tub is heated, the water is pushed through the filter, heater and jets creating the most desired, relaxing experience.

Our hot tubs in the Whitewater Series (including FWS River and Spring) are fitted with a two speed pump. Low speed keeps the water circulating and high speed is sent through the jets creating the pressure you enjoy.

FILTRATION

The hot tub circulation pump pulls in water from the surface through the filter housing. Firstly, water passes through the filter front, which removes large debris such as leaves, then through the FWS01 micro filter, through the pump, then back into the main body of water through circulation jets. We've also incorporated an ozone generator into this, so that when the filtration is on, so is the ozone, helping to eliminate harmful bacteria.

The way FWS01 micro filters work is fairly simple: water passes through them, trapping unwanted particles in their folds. Our hot tub filters are designed as cartridges that can be easily removed, cleaned and replaced. It's recommended to replace these filters once a year. It's also recommended to purchase a spare set of filters, so that when they need cleaning there is always a clean set to go in their place.



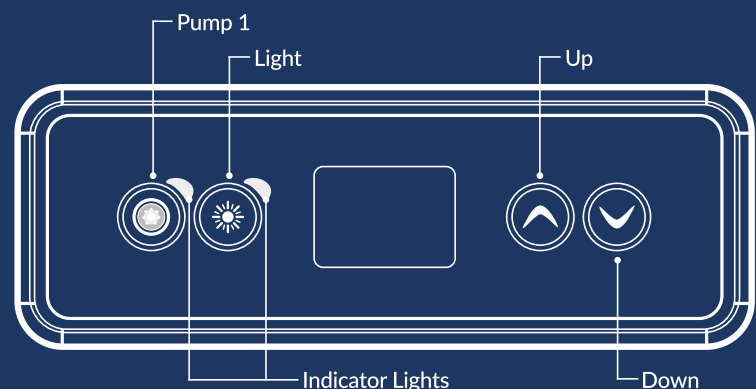
CONTROL SYSTEM IN.K300™



1 Pump Model - Easy Compact Keypad

This compact in.k300 control pad provides the essential functionalities to run your hot tub. You can turn your settings on, off or set them to economy mode. If you wish to upgrade, you can install the in.touch 2 for further functionality. The settings in.touch 2 are only available with the app.

Compatible on Whitewater Series



KEYPAD FUNCTIONS

The in.k300 brings all the features you really need to one keypad. Compact, with a big LCD screen, bright enough to be seen in day, simple enough to use in the middle of the night, affordable, yet solidly built.



WATER TEMPERATURE

The temperature shown on screen is the current water temperature. Use the up and down buttons to set the desired temperature. The set point icon will appear at the top of the screen.

After 3 seconds without any change to the set temperature value, the keypad will resume the normal display.



OFF MODE

Pressing Pump 1 for 5 seconds will enable the off mode. This mode allows you to stop all outputs including automatic functions such as filter cycle, heat request and smart winter mode for 30 minutes to perform quick spa maintenance.



SETTING ECONOMY MODE

This mode allows you to lower the temperature set point of the spa by 20 °F (11 °C) during a certain period of the day.

UPGRADE TO IN.TOUCH 2

In.touch 2 eliminates all the complexities of connecting your spa to the internet and transforms your smartphone or tablet into your ultimate mobile remote control.

In.touch 2 comes with a state-of-the-art app and 2 pre-paired radio frequency transmitters.

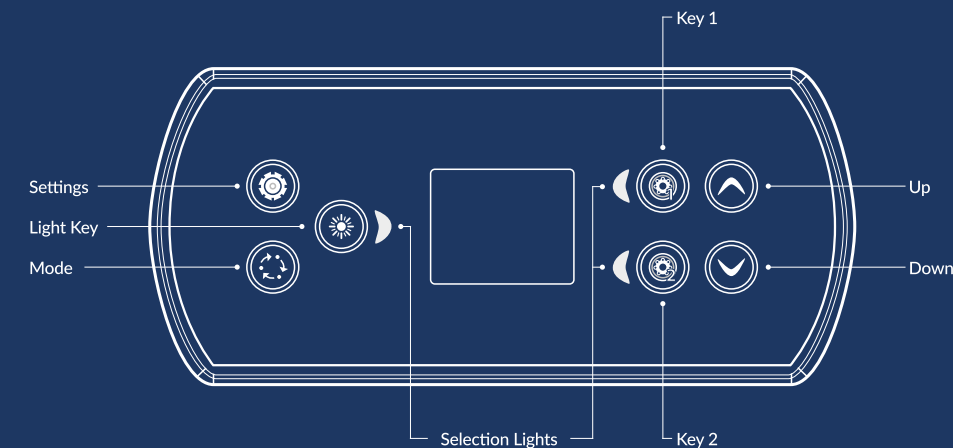
CONTROL SYSTEM IN.K500™



Full Function Intuitive Colour Keypad

The in.k500 is built with all the great features you need to enjoy your hot tub. Discreet, compact and unobtrusively beautiful. Save space without losing out on function.

Compatible on Freshwater Series (Including DWS Arctic)



WATER CARE MODES

The water care section will help you set up your ideal filtration and healing settings. Choose a mode depending on your needs.

Use the light key to choose your setting. A check mark will appear on the selected icon to confirm.

In economy mode, the set point will be reduced by 11°C, which means that the heating system will not be engaged unless the temperature falls to 11°C below the hot tubs set temperature.



AWAY

In this mode the hot tub will always be in economy. The set point will be reduced by 11°C.



BEGINNER

The hot tub will never be in economy mode and will be filtering according to the low level configuration.



ENERGY SAVINGS

The hot tub will be in economy mode during the hours of the day and resume normal mode on weekends.



SUPER ENERGY

The hot tub will always be in economy mode during peak hours, every day of the week.



WEEKENDER

The hot tub will be in economy mode from Monday to Friday and will run normally on the weekend.

Modifying your preset mode schedules to suit your lifestyle will help you to save energy.

CONTROL SYSTEM IN.K1000™



Full Featured Colour Capacitive Touchscreen

Gecko's new version of its in.k1000 capacitive touch screen display keypad boasts a new state of the art touch screen with more precise fingertip contact areas for accurate target selection, enabling easier and more precise interactions.

Now connects to the Internet of Things!

in.k1000+ can access the internet through its in.touch 2 connection, making your hot tub an integral part of the Internet of Things.

Compatible on Deepwater Series (excluding Arctic)

WATER CARE MODES



AWAY

In this mode the hot tub will always be in economy. The set point will be reduced by 11°C.



BEGINNER

The hot tub will never be in economy mode and will be filtering according to the low level configuration.



ENERGY SAVINGS

The hot tub will be in economy mode during the hours of the day and resume normal mode on weekends.



SUPER ENERGY

The hot tub will always be in economy mode during peak hours, every day of the week.



WEEKENDER

The hot tub will be in economy mode from Monday to Friday and will run normally on the weekend.

SETTINGS

On the Settings screen you can access the following:

- Water Care
- Heat Pump (if installed)
- Maintenance
- Date & Time
- Keypad
- Electrical Configuration
- WiFi
- Miscellaneous
- About

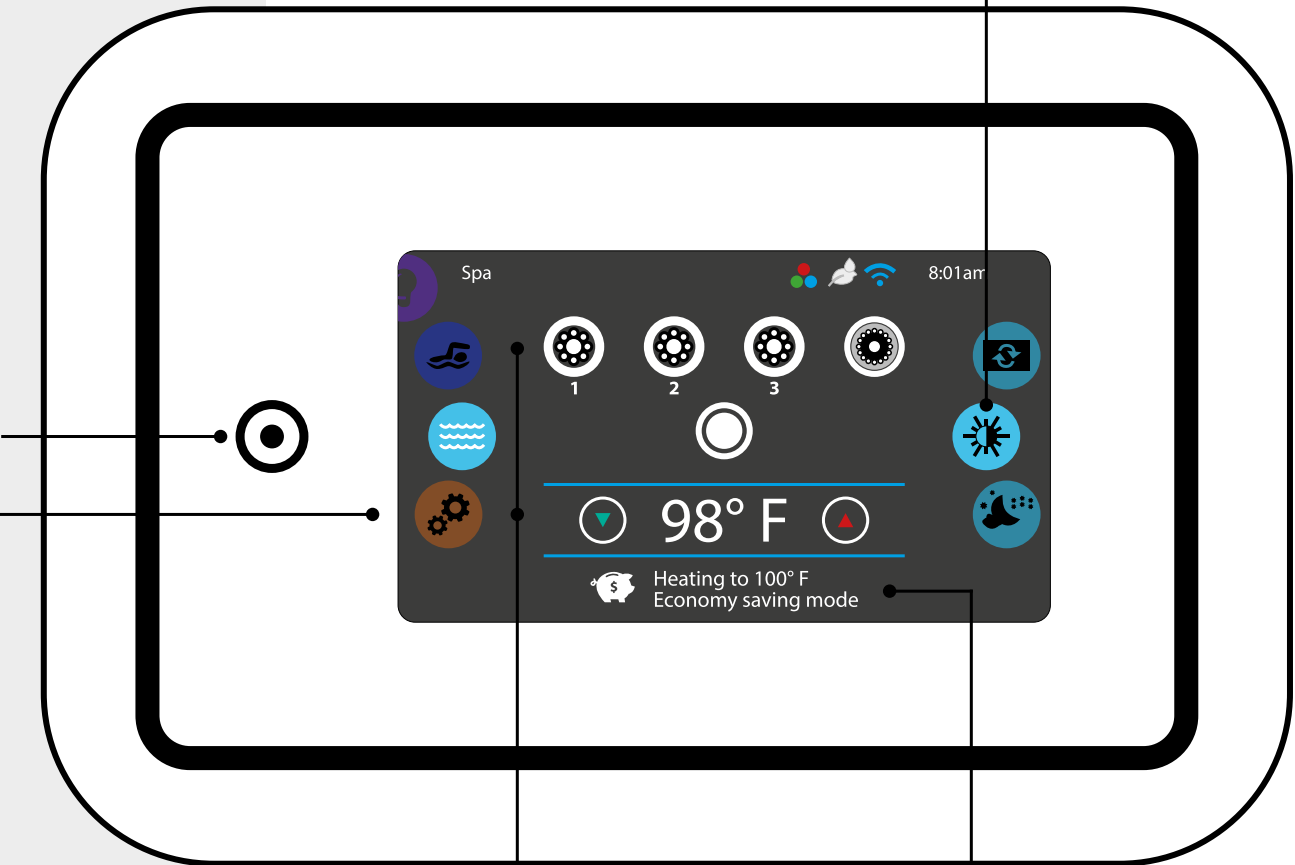
All-on or all-off key
(one touch activation)

Mode selection
wheel (settings and
accessories)

Direct to function
select wheel
(settings and
additional options)

Interactive display icons
(main spa functions)

On-screen system
messages and
reminders





13 low / 25 high amp required

This range is a selection of our Plug & Play hot tubs. Plug & Play models are very popular and designed to operate from a thirteen amp socket.

With the Whitewater Series, you can choose a Plug & Play hot tub that does not compromise on style, features or comfort.



All of our Whitewater Series hot tubs are WhatSpa approved products.



TRINITY

5 Position Hot Tub 3 Seats, 2 Lounger

The Trinity Plug and Play features two loungers offering the perfect solution to ease away the day with your loved one. Plug and Play hot tubs are increasing in popularity and have been designed to operate from a thirteen-amp socket. Featuring a separate captain's chair with neck massage and two additional seats, this five position hot tub is ideal for couples and families alike.



DIMENSIONS

Size	2100mm x 2100mm x 930mm
Packing Size	2200mm x 2200mm x 1030mm
Weight	360kg dry / 1810kg with water

SUPERIOR ELECTRICAL EQUIPMENT

Twin Speed Filter Pump	3.0HP
Massage Boost Pump	N/A
Circulation Pump	N/A
Controller	GECKO in.k300
Power	220V / 50HZ
Heater	2KW / 220-240V

JETS

Total Jets	25 pcs
2" Direct Jet	2 pcs
3.5" Direct Jet	11 pcs
3.5" Pure Inner Jet	N/A
5" Direct Jet	3 pcs
5" Twin Rotational Jet	5 pcs
5" Pure Inner Jet	4 pcs
7" Power Jet	N/A

FILTRATION

Remay Paper Filter	1 pcs
Surface Skimmer	45sq ft
Ozone Generator	200mg/h

FEATURES

Air Regulator	2 pcs
Water Diverter	1 pcs
Cup Holder	3 pcs
Hyflo Suction	2 pcs
Bottom Drain	1 pcs
EVA Cushioned Headrest	3 pcs
Frame	#304 Stainless Frame
Insulated Skirt / Cabinet Surround	Grey Synthetic Artificial Wood
Insulated ABS Base	1 set
5" Footwell Light	1 pcs
Exterior Cabinet Corners	12 pcs Halo L.E.D
Integrated Ice Bucket	1 pcs
Bluetooth Audio Receiver	1 pcs
Pop-up Speaker	2 pcs
Hydro Shear Waterfall	1 pcs Halo L.E.D
Hydro Flow Fountain	2 pcs Halo L.E.D
Hydro River Fountain	N/A

WARRANTY

Shell Structure Warranty	5 years
Shell Surface Warranty	1 year
Gecko Controls	2 years
Electrical Components	1 year
Cabinet and Cover	1 year
Headrest / Filter / Plastic Controls	90 days

OPTIONAL EXTRAS

Cover Lifter	£185
Gecko Wifi	£218

Install Pack Includes
Standard Installation (*no crane)
Steps
Chemical Starter Kit

*All hot tubs include a cover.
*Not all installations need the help from a crane.
If your install requires a crane, this can be determined via a site survey and will be an additional cost to the crane company.



DELAWARE

3 Position Hot Tub 1 Seat, 2 Lounger

The Delaware Plug and Play hot tub is the smallest model in the Whitewater Series and is ideally suited to couples or small families where space is at a premium. Plug and Play hot tubs have been designed to operate from a thirteen-amp socket. This three position, twin lounger hot tub is ideal for small patios or inside garden rooms.



DIMENSIONS

Size	2100mm x 1600mm x 780mm
Packing Size	2200mm x 1700mm x 880mm
Weight	270kg dry / 1220kg with water

SUPERIOR ELECTRICAL EQUIPMENT

Twin Speed Filter Pump	3.0HP
Massage Boost Pump	N/A
Circulation Pump	N/A
Controller	GECKO in.k300
Power	220V / 50HZ
Heater	2KW / 220-240V

JETS

Total Jets	23 pcs
2" Direct Jet	N/A
3.5" Direct Jet	8 pcs
3.5" Pure Inner Jet	6 pcs
5" Direct Jet	6 pcs
5" Twin Rotational Jet	1 pcs
5" Pure Inner Jet	2 pcs
7" Power Jet	N/A

FILTRATION

Remay Paper Filter	1 pcs
Surface Skimmer	45sq ft
Ozone Generator	200mg/h

FEATURES

Air Regulator	1 pcs
Water Diverter	1 pcs
Cup Holder	N/A
Hyflo Suction	3 pcs
Bottom Drain	1 pcs
EVA Cushioned Headrest	2 pcs
Frame	#304 Stainless Frame
Insulated Skirt / Cabinet Surround	Grey Synthetic Artificial Wood
Insulated ABS Base	1 set
5" Footwell Light	1 pcs
Exterior Cabinet Corners	12 pcs Halo L.E.D
Integrated Ice Bucket	N/A
Bluetooth Audio Receiver	1 pcs
Pop-up Speaker	2 pcs
Hydro Shear Waterfall	1 pcs Halo L.E.D
Hydro Flow Fountain	2 pcs Halo L.E.D
Hydro River Fountain	N/A

WARRANTY

Shell Structure Warranty	5 years
Shell Surface Warranty	1 year
Gecko Controls	2 years
Electrical Components	1 year
Cabinet and Cover	1 year
Headrest / Filter / Plastic Controls	90 days

OPTIONAL EXTRAS

Cover Lifter	£185
Gecko Wifi	£218

Install Pack Includes
Standard Installation (*no crane)
Steps
Chemical Starter Kit

*All hot tubs include a cover.
*Not all installations need the help from a crane.
If your install requires a crane, this can be
determined via a site survey and will be an
additional cost to the crane company.





RAPID

6 Position Hot Tub 5 Seats, 1 Lounger

The Rapid Plug and Play offers the ever-popular Lounger and Five seat configuration. Based on the Freshwater Stream model, the Rapid is equipped with a single twin speed 3hp pump and 2kw heater resulting in its Plug and Play abilities. This six-position hot tub features a full body lounger with a dedicated variable massage boost selector and five seated positions including the captain chair.



DIMENSIONS	
Size	2000mm x 2000mm x 930mm
Packing Size	2100mm x 2100mm x 1030mm
Weight	330kg dry / 1580kg with water

SUPERIOR ELECTRICAL EQUIPMENT	
Twin Speed Filter Pump	3.0HP
Massage Boost Pump	N/A
Circulation Pump	N/A
Controller	GECKO in.k300
Power	220V / 50HZ
Heater	2KW / 220-240V

JETS	
Total Jets	29 pcs
2" Direct Jet	2 pcs
3.5" Direct Jet	13 pcs
3.5" Pure Inner Jet	6 pcs
5" Direct Jet	N/A
5" Twin Rotational Jet	3 pcs
5" Pure Inner Jet	5 pcs
7" Power Jet	N/A

FILTRATION	
Remay Paper Filter	1 pcs
Surface Skimmer	45sq ft
Ozone Generator	200mg/h

FEATURES	
Air Regulator	2 pcs
Water Diverter	1 pcs
Cup Holder	2 pcs
Hyflo Suction	2 pcs
Bottom Drain	1 pcs
EVA Cushioned Headrest	4 pcs
Frame	#304 Stainless Frame
Insulated Skirt / Cabinet Surround	Grey Synthetic Artificial Wood
Insulated ABS Base	1 set
5" Footwell Light	1 pcs
Exterior Cabinet Corners	12 pcs Halo L.E.D
Integrated Ice Bucket	1 pcs
Bluetooth Audio Receiver	1 pcs
Pop-up Speaker	2 pcs
Hydro Shear Waterfall	1 pcs Halo L.E.D
Hydro Flow Fountain	2 pcs Halo L.E.D
Hydro River Fountain	N/A

WARRANTY	
Shell Structure Warranty	5 years
Shell Surface Warranty	1 year
Gecko Controls	2 years
Electrical Components	1 year
Cabinet and Cover	1 year
Headrest / Filter / Plastic Controls	90 days

OPTIONAL EXTRAS	
Cover Lifter	£185
Gecko Wifi	£218

Install Pack Includes

Standard Installation *(*no crane)*

Steps

Chemical Starter Kit

*All hot tubs include a cover.

*Not all installations need the help from a crane. If your install requires a crane, this can be determined via a site survey and will be an additional cost to the crane company.



HUDSON

5 Position Hot Tub 4 Seats, 1 Lounger

Without compromising on quality and comfort, the Hudson Plug & Play is our most simplistic design offering the ever-popular lounge and four-seat configuration including a captain chair with neck massaging jets. The Hudson is equipped with a single twin speed 3hp pump and 2kw heater resulting in its Plug and Play abilities.



DIMENSIONS

Size	2000mm x 2000mm x 870mm
Packing Size	2100mm x 2100mm x 970mm
Weight	280kg dry / 1470kg with water

SUPERIOR ELECTRICAL EQUIPMENT

Twin Speed Filter Pump	3.0HP
Massage Boost Pump	N/A
Circulation Pump	N/A
Controller	GECKO in.k300
Power	220V / 50HZ
Heater	2KW / 220-240V

JETS

Total Jets	30 pcs
2" Direct Jet	2 pcs
3.5" Direct Jet	14 pcs
3.5" Pure Inner Jet	9 pcs
5" Direct Jet	N/A
5" Twin Rotational Jet	4 pcs
5" Pure Inner Jet	N/A
7" Power Jet	1 pcs

FILTRATION

Remay Paper Filter	1 pcs
Surface Skimmer	45sq ft
Ozone Generator	200mg/h

FEATURES

Air Regulator	2 pcs
Water Diverter	1 pcs
Cup Holder	N/A
Hyflo Suction	2 pcs
Bottom Drain	1 pcs
EVA Cushioned Headrest	4 pcs
Frame	#304 Stainless Frame
Insulated Skirt / Cabinet Surround	Grey Synthetic Artificial Wood
Insulated ABS Base	1 set
5" Footwell Light	1 pcs
Exterior Cabinet Corners	N/A
Integrated Ice Bucket	N/A
Bluetooth Audio Receiver	N/A
Pop-up Speaker	N/A
Hydro Shear Waterfall	N/A
Hydro Flow Fountain	N/A
Hydro River Fountain	N/A

WARRANTY

Shell Structure Warranty	5 years
Shell Surface Warranty	1 year
Gecko Controls	2 years
Electrical Components	1 year
Cabinet and Cover	1 year
Headrest / Filter / Plastic Controls	90 days

OPTIONAL EXTRAS

Cover Lifter	£185
Gecko Wifi	£218

Install Pack Includes
Standard Installation (*no crane)
Steps
Chemical Starter Kit

**All hot tubs include a cover.
*Not all installations need the help from a crane.
If your install requires a crane, this can be
determined via a site survey and will be an
additional cost to the crane company.*



25 low / 32 high amp required

The Freshwater Series features most of our models, showcasing various sizes and seating positions catering for the majority of our customers and to suit most outdoor areas.

All models deliver on hydrotherapy and include all the features that make the Freshwater Series a great choice.



All of our Freshwater Series hot tubs are WhatSpa approved products.





BAY

6 Position Hot Tub 5 Seats, 1 Lounger

The Bay is our most popular model within the Freshwater Series, which comes as no surprise, because the size and layout are by far the most requested configuration. A six-position hot tub boasting a full body lounger and five seated positions including a captain chair with neck massage. The captain chair and lounger both feature a dedicated variable massage boost selector giving you the ultimate massage experience.



DIMENSIONS

Size	2100mm x 2100mm x 930mm
Packing Size	2200mm x 2200mm x 1030mm
Weight	410kg dry / 1910kg with water

SUPERIOR ELECTRICAL EQUIPMENT

Twin Speed Filter Pump	N/A
Massage Boost Pump	2 x 3.0HP
Circulation Pump	0.5HP
Controller	GECKO in.k500
Power	220V / 50HZ
Heater	3KW / 220-240V

JETS

Total Jets	55 pcs
2" Direct Jet	18 pcs
3.5" Direct Jet	6 pcs Halo L.E.D
3.5" Pure Inner Jet	3 pcs Halo L.E.D
5" Direct Jet	12 pcs Halo L.E.D
5" Twin Rotational Jet	7 pcs Halo L.E.D
5" Pure Inner Jet	7 pcs Halo L.E.D
7" Power Jet	2 pcs

FILTRATION

Remay Paper Filter	2 pcs
Surface Skimmer	90sq ft
Ozone Generator	200mg/h

FEATURES

Air Regulator	3 pcs
Water Diverter	2 pcs
Cup Holder	2 pcs Halo L.E.D
Hyflo Suction	4 pcs
Bottom Drain	1 pcs
EVA Cushioned Headrest	5 pcs
Frame	#304 Stainless Frame
Insulated Skirt / Cabinet Surround	Grey Synthetic Artificial Wood
Insulated ABS Base	1 set
5" Footwell Light	1 pcs
Exterior Cabinet Corners	12 pcs Halo L.E.D
Integrated Ice Bucket	1 pcs
Bluetooth Audio Receiver	1 pcs
Pop-up Speaker	2 pcs
Hydro Shear Waterfall	1 pcs Halo L.E.D
Hydro Flow Fountain	2 pcs Halo L.E.D
Hydro River Fountain	N/A

WARRANTY

Shell Structure Warranty	5 years
Shell Surface Warranty	1 year
Gecko Controls	2 years
Electrical Components	1 year
Cabinet and Cover	1 year
Headrest / Filter / Plastic Controls	90 days

OPTIONAL EXTRAS

Cover Lifter	£185
Gecko Wifi	£218

Install Pack Includes
Standard Installation *(*no crane)*
Steps
Chemical Starter Kit

**All hot tubs include a cover.
*Not all installations need the help from a crane.
If your install requires a crane, this can be
determined via a site survey and will be an
additional cost to the crane company.*



LAGOON

7 Position Hot Tub 7 Seats, 0 Lounger

Boasting seven seat positions, the Lagoon is often referred to as the ‘party’ hot tub. An all-seater means that internally they feel like they have more space, making this configuration the perfect choice if you like to socialise and/or host parties. If you really want to up your massage experience, the Lagoon offers two variable massage boost selectors and really delivers on hydrotherapy.



DIMENSIONS

Size	2100mm x 2100mm x 930mm
Packing Size	2200mm x 2200mm x 1030mm
Weight	410kg dry / 1960kg with water

SUPERIOR ELECTRICAL EQUIPMENT

Twin Speed Filter Pump	N/A
Massage Boost Pump	2 x 3.0HP
Circulation Pump	0.5HP
Controller	GECKO in.k500
Power	220V / 50HZ
Heater	3KW / 220-240V

JETS

Total Jets	60 pcs
2" Direct Jet	12 pcs
3.5" Direct Jet	16 pcs Halo L.E.D
3.5" Pure Inner Jet	11 pcs Halo L.E.D
5" Direct Jet	12 pcs Halo L.E.D
5" Twin Rotational Jet	3 pcs Halo L.E.D
5" Pure Inner Jet	5 pcs Halo L.E.D
7" Power Jet	1 pcs

FILTRATION

Remay Paper Filter	2 pcs
Surface Skimmer	90sq ft
Ozone Generator	200mg/h

FEATURES

Air Regulator	2 pcs
Water Diverter	2 pcs
Cup Holder	3 pcs Halo L.E.D
Hyflo Suction	4 pcs
Bottom Drain	1 pcs
EVA Cushioned Headrest	4 pcs
Frame	#304 Stainless Frame
Insulated Skirt / Cabinet Surround	Grey Synthetic Artificial Wood
Insulated ABS Base	1 set
5" Footwell Light	1 pcs
Exterior Cabinet Corners	12 pcs Halo L.E.D
Integrated Ice Bucket	1 pcs
Bluetooth Audio Receiver	1 pcs
Pop-up Speaker	2 pcs
Hydro Shear Waterfall	1 pcs Halo L.E.D
Hydro Flow Fountain	2 pcs Halo L.E.D
Hydro River Fountain	N/A

WARRANTY

Shell Structure Warranty	5 years
Shell Surface Warranty	1 year
Gecko Controls	2 years
Electrical Components	1 year
Cabinet and Cover	1 year
Headrest / Filter / Plastic Controls	90 days

OPTIONAL EXTRAS

Cover Lifter	£185
Gecko Wifi	£218

Install Pack Includes
Standard Installation (*no crane)
Steps
Chemical Starter Kit

*All hot tubs include a cover.
*Not all installations need the help from a crane.
If your install requires a crane, this can be determined via a site survey and will be an additional cost to the crane company.



BROOK

5 Position Hot Tub 3 Seats, 2 Lounger

Designed with two loungers, the Brook offers the perfect solution to ease away the day with your partner or loved ones. With this hot tub configuration means there is no more waiting your turn. You can both catch up on your day's events in the lounger of your choice. Featuring a captain chair with neck massage and two additional seats, this five-position hot tub is ideal for couple and families alike.



DIMENSIONS

Size	2100mm x 2100mm x 930mm
Packing Size	2200mm x 2200mm x 1030mm
Weight	410kg dry / 1860kg with water

SUPERIOR ELECTRICAL EQUIPMENT

Twin Speed Filter Pump	N/A
Massage Boost Pump	2 x 3.0HP
Circulation Pump	0.5HP
Controller	GECKO in.k500
Power	220V / 50HZ
Heater	3KW / 220-240V

JETS

Total Jets	61 pcs
2" Direct Jet	28 pcs
3.5" Direct Jet	11 pcs Halo L.E.D
3.5" Pure Inner Jet	6 pcs Halo L.E.D
5" Direct Jet	5 pcs Halo L.E.D
5" Twin Rotational Jet	5 pcs Halo L.E.D
5" Pure Inner Jet	5 pcs Halo L.E.D
7" Power Jet	1 pcs

FILTRATION

Remay Paper Filter	2 pcs
Surface Skimmer	90sq ft
Ozone Generator	200mg/h

FEATURES

Air Regulator	2 pcs
Water Diverter	2 pcs
Cup Holder	3 pcs Halo L.E.D
Hyflo Suction	4 pcs
Bottom Drain	1 pcs
EVA Cushioned Headrest	3 pcs
Frame	#304 Stainless Frame
Insulated Skirt / Cabinet Surround	Grey Synthetic Artificial Wood
Insulated ABS Base	1 set
5" Footwell Light	1 pcs
Exterior Cabinet Corners	12 pcs Halo L.E.D
Integrated Ice Bucket	1 pcs
Bluetooth Audio Receiver	1 pcs
Pop-up Speaker	2 pcs
Hydro Shear Waterfall	1 pcs Halo L.E.D
Hydro Flow Fountain	2 pcs Halo L.E.D
Hydro River Fountain	N/A

WARRANTY

Shell Structure Warranty	5 years
Shell Surface Warranty	1 year
Gecko Controls	2 years
Electrical Components	1 year
Cabinet and Cover	1 year
Headrest / Filter / Plastic Controls	90 days

OPTIONAL EXTRAS

Cover Lifter	£185
Gecko Wifi	£218

Install Pack Includes
Standard Installation *(*no crane)*
Steps
Chemical Starter Kit

**All hot tubs include a cover.
*Not all installations need the help from a crane.
If your install requires a crane, this can be
determined via a site survey and will be an
additional cost to the crane company.*



STREAM

6 Position Hot Tub
5 Seats, 1 Lounger

Featuring the ever-popular lounger and five-seat configuration, the Stream offers the same level of hydrotherapy and layout as the bestselling Bay model, but in a slightly smaller footprint. Includes the captains chair with neck massage and has dedicated variable boost selectors to enhance your hot tub experience.



DIMENSIONS	
Size	2000mm x 2000mm x 930mm
Packing Size	2100mm x 2100mm x 1030mm
Weight	390kg dry / 1640kg with water

SUPERIOR ELECTRICAL EQUIPMENT	
Twin Speed Filter Pump	N/A
Massage Boost Pump	2 x 3.0HP
Circulation Pump	0.5HP
Controller	GECKO in.k500
Power	220V / 50HZ
Heater	3KW / 220-240V

JETS	
Total Jets	56 pcs
2" Direct Jet	18 pcs
3.5" Direct Jet	12 pcs Halo L.E.D
3.5" Pure Inner Jet	11 pcs Halo L.E.D
5" Direct Jet	2 pcs Halo L.E.D
5" Twin Rotational Jet	5 pcs Halo L.E.D
5" Pure Inner Jet	7 pcs Halo L.E.D
7" Power Jet	1 pcs

FILTRATION	
Remay Paper Filter	2 pcs
Surface Skimmer	90sq ft
Ozone Generator	200mg/h

FEATURES	
Air Regulator	3 pcs
Water Diverter	2 pcs
Cup Holder	2 pcs Halo L.E.D
Hyflo Suction	4 pcs
Bottom Drain	1 pcs
EVA Cushioned Headrest	4 pcs
Frame	#304 Stainless Frame
Insulated Skirt / Cabinet Surround	Grey Synthetic Artificial Wood
Insulated ABS Base	1 set
5" Footwell Light	1 pcs
Exterior Cabinet Corners	12 pcs Halo L.E.D
Integrated Ice Bucket	1 pcs
Bluetooth Audio Receiver	1 pcs
Pop-up Speaker	2 pcs
Hydro Shear Waterfall	1 pcs Halo L.E.D
Hydro Flow Fountain	2 pcs Halo L.E.D
Hydro River Fountain	N/A

WARRANTY	
Shell Structure Warranty	5 years
Shell Surface Warranty	1 year
Gecko Controls	2 years
Electrical Components	1 year
Cabinet and Cover	1 year
Headrest / Filter / Plastic Controls	90 days

OPTIONAL EXTRAS	
Cover Lifter	£185
Gecko Wifi	£218

Install Pack Includes
Standard Installation *(*no crane)*
Steps
Chemical Starter Kit

*All hot tubs include a cover.
*Not all installations need the help from a crane.
If your install requires a crane, this can be determined via a site survey and will be an additional cost to the crane company.



SPRING

4 Position Hot Tub 3 Seats, 1 Lounger

The Spring features the well-loved lounger and three seat positions, making it a superb choice for small families.

The additional captains chair with neck massaging jets and variable massage boost selector provides couples or families with exceptional hydrotherapy.

**Image is showcasing our insulated skirt/cabinet surround in grey synthetic and insulated ABS base. Aristech Acrylic available in Sterling Silver, Odyssey and Midnight Canyon. All of our Water Series hot tubs feature exterior cabinet corner HALO L.E.D lights.*



DIMENSIONS	
Size	2100mm x 1750mm x 930mm
Packing Size	2200mm x 1850mm x 1030mm
Weight	350kg dry / 1500kg with water

SUPERIOR ELECTRICAL EQUIPMENT	
Twin Speed Filter Pump	2.0HP
Massage Boost Pump	2.0HP
Circulation Pump	N/A
Controller	GECKO in.k500
Power	220V / 50HZ
Heater	3KW / 220-240V

JETS	
Total Jets	42 pcs
2" Direct Jet	18 pcs
3.5" Direct Jet	9 pcs Halo L.E.D
3.5" Pure Inner Jet	8 pcs Halo L.E.D
5" Direct Jet	4 pcs Halo L.E.D
5" Twin Rotational Jet	2 pcs Halo L.E.D
5" Pure Inner Jet	N/A
7" Power Jet	1 pcs

FILTRATION	
Remay Paper Filter	2 pcs
Surface Skimmer	90sq ft
Ozone Generator	200mg/h

FEATURES	
Air Regulator	3 pcs
Water Diverter	1 pcs
Cup Holder	3 pcs Halo L.E.D
Hyflo Suction	4 pcs
Bottom Drain	1 pcs
EVA Cushioned Headrest	3 pcs
Frame	#304 Stainless Frame
Insulated Skirt / Cabinet Surround	Grey Synthetic Artificial Wood
Insulated ABS Base	1 set
5" Footwell Light	1 pcs
Exterior Cabinet Corners	12 pcs Halo L.E.D
Integrated Ice Bucket	1 pcs
Bluetooth Audio Receiver	1 pcs
Pop-up Speaker	2 pcs
Hydro Shear Waterfall	1 pcs Halo L.E.D
Hydro Flow Fountain	N/A
Hydro River Fountain	N/A

WARRANTY	
Shell Structure Warranty	5 years
Shell Surface Warranty	1 year
Gecko Controls	2 years
Electrical Components	1 year
Cabinet and Cover	1 year
Headrest / Filter / Plastic Controls	90 days

OPTIONAL EXTRAS	
Cover Lifter	£185
Gecko Wifi	£218

Install Pack Includes

Standard Installation *(*no crane)*

Steps

Chemical Starter Kit

*All hot tubs include a cover.

*Not all installations need the help from a crane. If your install requires a crane, this can be determined via a site survey and will be an additional cost to the crane company.



RIVER

3 Position Hot Tub 1 Seats, 2 Lounger

The River is the smallest model in the Freshwater series and is ideally suited to couples or small families where space may be of premium. This three-position twin lounger hot tub provides outstanding hydrotherapy in a compact and bijou footprint. Ideal for small patios or inside garden rooms. The River is a feature-packed hot tub for two to three users.



DIMENSIONS

Size	2100mm x 1600mm x 780mm
Packing Size	2200mm x 1700mm x 880mm
Weight	320kg dry / 1270kg with water

SUPERIOR ELECTRICAL EQUIPMENT

Twin Speed Filter Pump	2.0HP
Massage Boost Pump	2.0HP
Circulation Pump	N/A
Controller	GECKO in.k500
Power	220V / 50HZ
Heater	3KW / 220-240V

JETS

Total Jets	50 pcs
2" Direct Jet	24 pcs
3.5" Direct Jet	10 pcs Halo L.E.D
3.5" Pure Inner Jet	6 pcs Halo L.E.D
5" Direct Jet	6 pcs Halo L.E.D
5" Twin Rotational Jet	1 pcs Halo L.E.D
5" Pure Inner Jet	2 pcs Halo L.E.D
7" Power Jet	1 pcs

FILTRATION

Remay Paper Filter	2 pcs
Surface Skimmer	90sq ft
Ozone Generator	200mg/h

FEATURES

Air Regulator	1 pcs
Water Diverter	1 pcs
Cup Holder	N/A
Hyflo Suction	5 pcs
Bottom Drain	N/A
EVA Cushioned Headrest	2 pcs
Frame	#304 Stainless Frame
Insulated Skirt / Cabinet Surround	Grey Synthetic Artificial Wood
Insulated ABS Base	1 set
5" Footwell Light	1 pcs
Exterior Cabinet Corners	12 pcs Halo L.E.D
Integrated Ice Bucket	N/A
Bluetooth Audio Receiver	1 pcs
Pop-up Speaker	2 pcs
Hydro Shear Waterfall	1 pcs Halo L.E.D
Hydro Flow Fountain	2 pcs Halo L.E.D
Hydro River Fountain	1 pcs Halo L.E.D

WARRANTY

Shell Structure Warranty	5 years
Shell Surface Warranty	1 year
Gecko Controls	2 years
Electrical Components	1 year
Cabinet and Cover	1 year
Headrest / Filter / Plastic Controls	90 days

OPTIONAL EXTRAS

Cover Lifter	£185
Gecko Wifi	£218

Install Pack Includes
Standard Installation (*no crane)
Steps
Chemical Starter Kit

*All hot tubs include a cover.
*Not all installations need the help from a crane.
If your install requires a crane, this can be determined via a site survey and will be an additional cost to the crane company.



32 low / 48 high amp required

This range is packed with features and has been developed to produce extraordinary power output.

The Deepwater Series takes hydrotherapy and specification to the next level and above all, offers a truly high end hot tub experience.



All of our Deepwater Series hot tubs are WhatSpa approved products.



PACIFIC

5 Position Hot Tub 3 Seats, 2 Lounger

Designed with two loungers, the Pacific offers an ideal solution to unwind with your loved one. Being able to select the lounger of your choice, means there is no more waiting your turn to relax the evening away. Featuring a separate captains chair with neck massage and two additional seats this five-position hot tub is ideal for couples and families alike.



DIMENSIONS

Size	2300mm x 2300mm x 940mm
Packing Size	2400mm x 2400mm x 1040mm
Weight	480kg dry / 2160kg with water

SUPERIOR ELECTRICAL EQUIPMENT

Twin Speed Filter Pump	N/A
Massage Boost Pump	3 x 3.0HP
Circulation Pump	0.5HP
Controller	GECKO in.k1000
Power	220V / 50HZ
Heater	3KW / 220-240V

JETS

Total Jets	73 pcs
2" Direct Jet	36 pcs
3.5" Direct Jet	11 pcs Halo L.E.D
3.5" Pure Inner Jet	3 pcs Halo L.E.D
5" Direct Jet	7 pcs Halo L.E.D
5" Twin Rotational Jet	7 pcs Halo L.E.D
5" Pure Inner Jet	7 pcs Halo L.E.D
7" Power Jet	2 pcs

FILTRATION

Remay Paper Filter	2 pcs
Surface Skimmer	90sq ft
Ozone Generator	200mg/h

FEATURES

Air Regulator	3 pcs
Water Diverter	2 pcs
Cup Holder	2 pcs Halo L.E.D
Hyflo Suction	6 pcs
Bottom Drain	1 pcs
EVA Cushioned Headrest	3 pcs
Frame	#304 Stainless Frame
Insulated Skirt / Cabinet Surround	Grey Synthetic Artificial Wood
Insulated ABS Base	1 set
5" Footwell Light	1 pcs
Exterior Cabinet Corners	12 pcs Halo L.E.D
Integrated Ice Bucket	1 pcs
Bluetooth Audio Receiver	1 pcs
Surface Mounted Speaker	2 pcs + Subwoofer
Hydro Shear Waterfall	1 pcs Halo L.E.D
Hydro Flow Fountain	2 pcs Halo L.E.D
Hydrotherapy Liquid Injector	1 pcs

WARRANTY

Shell Structure Warranty	5 years
Shell Surface Warranty	1 year
Gecko Controls	2 years
Electrical Components	1 year
Cabinet and Cover	1 year
Headrest / Filter / Plastic Controls	90 days

OPTIONAL EXTRAS

Cover Lifter	£185
Gecko Wifi	£218

Install Pack Includes
Standard Installation (*no crane)
Steps
Chemical Starter Kit

**All hot tubs include a cover.
*Not all installations need the help from a crane.
If your install requires a crane, this can be
determined via a site survey and will be an
additional cost to the crane company.*



ATLANTIC

6 Position Hot Tub 5 Seats, 1 Lounger

The Atlantic holds the most positions in the Deepwater Series. Offering one full body lounger and five seated positions including the captain chair with neck massage, the Atlantic really delivers on hydrotherapy and is feature packed as standard.



DIMENSIONS

Size	2300mm x 2200mm x 940mm
Packing Size	2400mm x 2300mm x 1040mm
Weight	470kg dry / 2120kg with water

SUPERIOR ELECTRICAL EQUIPMENT

Twin Speed Filter Pump	N/A
Massage Boost Pump	3 x 3.0HP
Circulation Pump	0.5HP
Controller	GECKO in.k1000
Power	220V / 50HZ
Heater	3KW / 220-240V

JETS

Total Jets	62 pcs
2" Direct Jet	24 pcs
3.5" Direct Jet	12 pcs Halo L.E.D
3.5" Pure Inner Jet	6 pcs Halo L.E.D
5" Direct Jet	6 pcs Halo L.E.D
5" Twin Rotational Jet	4 pcs Halo L.E.D
5" Pure Inner Jet	8 pcs Halo L.E.D
7" Power Jet	2 pcs

FILTRATION

Remay Paper Filter	2 pcs
Surface Skimmer	90sq ft
Ozone Generator	200mg/h

FEATURES

Air Regulator	2 pcs
Water Diverter	2 pcs
Cup Holder	3 pcs Halo L.E.D
Hyflo Suction	5 pcs
Bottom Drain	1 pcs
EVA Cushioned Headrest	3 pcs
Frame	#304 Stainless Frame
Insulated Skirt / Cabinet Surround	Grey Synthetic Artificial Wood
Insulated ABS Base	1 set
5" Footwell Light	1 pcs
Exterior Cabinet Corners	12 pcs Halo L.E.D
Integrated Ice Bucket	1 pcs
Bluetooth Audio Receiver	1 pcs
Surface Mounted Speaker	2 pcs + Subwoofer
Hydro Shear Waterfall	1 pcs Halo L.E.D
Hydro Flow Fountain	2 pcs Halo L.E.D
Hydrotherapy Liquid Injector	1 pcs

WARRANTY

Shell Structure Warranty	5 years
Shell Surface Warranty	1 year
Gecko Controls	2 years
Electrical Components	1 year
Cabinet and Cover	1 year
Headrest / Filter / Plastic Controls	90 days

OPTIONAL EXTRAS

Cover Lifter	£185
Gecko Wifi	£218

Install Pack Includes
Standard Installation *(*no crane)*
Steps
Chemical Starter Kit

**All hot tubs include a cover.
*Not all installations need the help from a crane.
If your install requires a crane, this can be
determined via a site survey and will be an
additional cost to the crane company.*



ARCTIC

4 Position Hot Tub 2 Seats, 2 Lounger

The Arctic may be the smallest hot tub in the Deepwater Series but it still delivers on high quality specifications and provides outstanding hydrotherapy. With its four position, twin lounger design, there is no need to compromise on comfort.



DIMENSIONS

Size	2100mm x 2100mm x 940mm
Packing Size	2200mm x 2200mm x 1040mm
Weight	410kg dry / 1860kg with water

SUPERIOR ELECTRICAL EQUIPMENT

Twin Speed Filter Pump	N/A
Massage Boost Pump	2 x 2.0HP
Circulation Pump	0.5HP
Controller	GECKO in.k1000
Power	220V / 50HZ
Heater	3KW / 220-240V

JETS

Total Jets	51 pcs
2" Direct Jet	28 pcs
3.5" Direct Jet	6 pcs Halo L.E.D
3.5" Pure Inner Jet	3 pcs Halo L.E.D
5" Direct Jet	6 pcs Halo L.E.D
5" Twin Rotational Jet	3 pcs Halo L.E.D
5" Pure Inner Jet	4 pcs Halo L.E.D
7" Power Jet	1 pcs

FILTRATION

Remay Paper Filter	2 pcs
Surface Skimmer	90sq ft
Ozone Generator	200mg/h

FEATURES

Air Regulator	3 pcs
Water Diverter	1 pcs
Cup Holder	2 pcs Halo L.E.D
Hyflo Suction	6 pcs
Bottom Drain	1 pcs
EVA Cushioned Headrest	2 pcs
Frame	#304 Stainless Frame
Insulated Skirt / Cabinet Surround	Grey Synthetic Artificial Wood
Insulated ABS Base	1 set
5" Footwell Light	1 pcs
Exterior Cabinet Corners	12 pcs Halo L.E.D
Integrated Ice Bucket	1 pcs
Bluetooth Audio Receiver	1 pcs
Surface Mounted Speaker	2 pcs + Subwoofer
Hydro Shear Waterfall	1 pcs Halo L.E.D
Hydro Flow Fountain	2 pcs Halo L.E.D
Hydrotherapy Liquid Injector	1 pcs

WARRANTY

Shell Structure Warranty	5 years
Shell Surface Warranty	1 year
Gecko Controls	2 years
Electrical Components	1 year
Cabinet and Cover	1 year
Headrest / Filter / Plastic Controls	90 days

OPTIONAL EXTRAS

Cover Lifter	£185
Gecko Wifi	£218

Install Pack Includes
Standard Installation *(*no crane)*
Steps
Chemical Starter Kit

**All hot tubs include a cover.
*Not all installations need the help from a crane.
If your install requires a crane, this can be
determined via a site survey and will be an
additional cost to the crane company.*



HORIZON

7 Position Hot Tub 7 Seats, 0 Lounger

The Horizon boasts an all-seater, seven-position configuration meaning internally it feels like it has more space, making it the perfect choice if you like to socialise and/or host parties.
Not just a tub for hosting, the Horizon delivers on comfort, high quality specifications and provides outstanding hydrotherapy.



DIMENSIONS

Size	2300mm x 2300mm x 940mm
Packing Size	2400mm x 2400mm x 1040mm
Weight	480kg dry / 2160kg with water

SUPERIOR ELECTRICAL EQUIPMENT

Twin Speed Filter Pump	N/A
Massage Boost Pump	3 x 3.0HP
Circulation Pump	0.5HP
Controller	GECKO in.k1000
Power	220V / 50HZ
Heater	3KW / 220-240V

JETS

Total Jets	72 pcs
2" Direct Jet	34 pcs
3.5" Direct Jet	12 pcs Halo L.E.D
3.5" Pure Inner Jet	10 pcs Halo L.E.D
5" Direct Jet	10 pcs Halo L.E.D
5" Twin Rotational Jet	N/A
5" Pure Inner Jet	6 pcs Halo L.E.D
7" Power Jet	N/A

FILTRATION

Remay Paper Filter	2 pcs
Surface Skimmer	90sq ft
Ozone Generator	200mg/h

FEATURES

Air Regulator	1 pcs
Water Diverter	2 pcs
Cup Holder	3 pcs Halo L.E.D
Hyflo Suction	6 pcs
Bottom Drain	1 pcs
EVA Cushioned Headrest	4 pcs
Frame	#304 Stainless Frame
Insulated Skirt / Cabinet Surround	Grey Synthetic Artificial Wood
Insulated ABS Base	1 set
5" Footwell Light	1 pcs
Exterior Cabinet Corners	12 pcs Halo L.E.D
Integrated Ice Bucket	1 pcs
Bluetooth Audio Receiver	1 pcs
Surface Mounted Speaker	2 pcs + Subwoofer
Hydro Shear Waterfall	1 pcs Halo L.E.D
Hydro Flow Fountain	2 pcs Halo L.E.D
Hydrotherapy Liquid Injector	1 pcs

WARRANTY

Shell Structure Warranty	5 years
Shell Surface Warranty	1 year
Gecko Controls	2 years
Electrical Components	1 year
Cabinet and Cover	1 year
Headrest / Filter / Plastic Controls	90 days

OPTIONAL EXTRAS

Cover Lifter	£185
Gecko Wifi	£218

Install Pack Includes
Standard Installation (*no crane)
Steps
Chemical Starter Kit

*All hot tubs include a cover.
*Not all installations need the help from a crane.
If your install requires a crane, this can be determined via a site survey and will be an additional cost to the crane company.

OPTIONAL EXTRA WIFI GECKO IN.TOUCH 2

For hot tub owners who want to connect their hot tubs to the internet, it's easy to get lost in a large wording of set-ups and configurations.

In.touch 2 eliminates all the complexities of connecting your hot tub to the internet and transforms your smartphone or tablet into your ultimate mobile remote control. It comes with a state-of-the-art app and 2 pre-paired radio frequency transmitters.

One being part of your hot tub system and the second one, being connected to your Internet router. Both RF transmitters are pre-linked to one another, enabling an immediate and perfect communication between you and your hot tub.



OPTIONAL EXTRA COVER LIFTER

UK Hot Tubs Easy Cover Lifter

Featuring an all aluminium and powder coated construction with plastic mounting bracket, it needs just 18"/46cm of clearance behind the hot tub.

Whether opting for a lifter or not, please take into consideration height requirements if you are planning on building a structure around your hot tub (e.g. gazebo, pergola, out house). Please contact the team for more information.



STERLING SILVER

A classic colour using glossy tones of white and grey.



MIDNIGHT CANYON

A rich, dark colour using various tones of black, grey and brown.



ODYSSEY

A timeless, practical colour showing marble tones of grey.



UK Hot Tubs
Care & Maintenance Plans

	A Cost per month: £15	B Cost per month: £25	C Cost per month: £55	1 Cost per month: £95	2 Cost per month: £135	3 Cost per month: £210
Weekly Visits						✓
Fortnightly Visits					✓	
Monthly Visits				✓		
Drain & Refill (every 3 months)			✓	✓	✓	✓
Additional Drain & Refill (if required)						✓
Full Annual Service		✓	✓	✓	✓	✓
No Call Out Fees (including first hour)	✓	✓	✓	✓	✓	✓
No Additional Labour Fees		✓	✓	✓	✓	✓
Discount on Component Parts	20%	20%	20%	20%	20%	20%
Discount on Chemicals, Filters & Accessories	20%	20%	20%	20%	20%	20%
New Filters Installed at Full Service						✓
Top up Basic, Regular Chemicals on Visits					✓	✓
Cover Orders	10%	10%	10%	10%	10%	10%

MEMBERSHIP PERIOD

The membership is a rolling membership and is paid monthly by standing order on the 25th of each month. Memberships will run until cancelled by either party.

OUR OBLIGATIONS

A technician will be with you in the event of a call out as soon as possible and we will endeavour to be with you within 5 working days but this may depend on the availability of any components that may be required. This agreement only covers the hot tub and not any electrical faults beyond the hot tub. Faults to the acrylic shell are not covered under this agreement nor are issues with the structural surround and cabinet. We will only attend site during normal working hours.

WARRANTY AND LIABILITIES

Parts replaced during this membership will be warranted for one year. If you cancel this membership any parts that fail whilst under warranty will be replaced under warranty but call out and labour fees will apply. Nothing in this membership effects your legal rights.

CANCELLATION


Our care packages are memberships and not contracts so you can cancel at any time. If you cancel your membership or fail to make payments you will no longer be entitled to any of the membership benefits.

SERVICE VISITS

If your membership includes a service visit this will be carried out as such: Drain and re-fill will be one visit every three month period. The Annual service will be undertaken after each twelfth month. Weekly visits will be planned in accordance with our calendar schedule and we will endeavour to make this the same day each week.

COVERAGE AREA

The above pricing is inclusive of vat and for customers within a 50 mile radius from our offices, additional mileage fees will apply to members outside of this 50 mile radius.



UK Hot Tubs Ltd

E: info@ukhottubs.co.uk

W: ukhottubs.co.uk

/ UKHotTubsLtd  /ukhtLtd 

Checkatrade.com
Where reputation matters



fsb 